
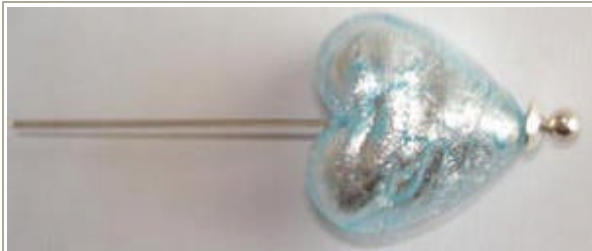


BEAD Addict

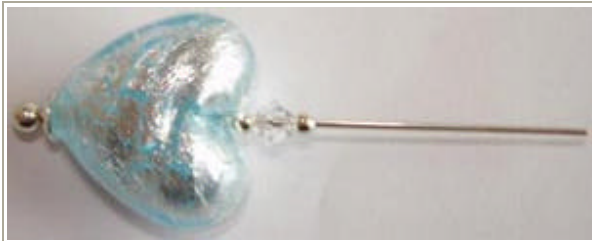
Hints & Tips - Make a Pendant from a Bead




In addition to the bead, you will need a headpin, beadcap and stopper beads. Other designs of headpin may not need a beadcap and the choice of bead stopper is only limited by your imagination.




Thread the headpin and beadcap onto the bead.



Add the stopper beads.



Holding the wire in a pair of snipe nosed pliers start turning the loop, leaving enough wire on the bead to bind the loop..



Start binding the loop.




Using a second pair of chain nosed pliers completely bind the remaining wire and tighten onto the stopper beads.



Straighten your work.



The finished pendant.



There are many other choices of headpin and beadcaps.